



*Bless This Child  
with Love*

*Words and Music by Steven Rudolph*


# Bless This Child with Love

SAB with piano

Words and music by  
Steven A. Rudolph

Flowing  $\text{♩} = 88$


Piano



*mp*

The piano introduction consists of two staves. The right hand plays a series of chords and moving lines, while the left hand plays a steady eighth-note accompaniment. The music is in common time and begins with a mezzo-piano (*mp*) dynamic.

S  
A




*mp*

Bless this child with joy ev - er -  
Bless this child with pa - tience un -

B

The vocal staves for Soprano (S) and Alto (A) are shown. The Soprano part begins with a rest for four measures, then enters with the melody. The Alto part also begins with a rest for four measures. The dynamic is mezzo-piano (*mp*).



*mf* *mp* *mp*

The piano accompaniment for the vocal entry consists of two staves. The right hand plays chords and moving lines, while the left hand plays a steady eighth-note accompaniment. The music is in common time and begins with a mezzo-forte (*mf*) dynamic, which then softens to mezzo-piano (*mp*) for the vocal entry.

7

last - ing.  
end - ing.

Bless this child with faith from a - bove.  
Bless this child with mer - cy and truth.

7

*mf*

10

*cresc.*

1

Teach him to be kind just as God de - signed. Bless this child with  
Teach him how to give. Teach him how to live.

10

*cresc.*

*mf*

*mf*

13

2

love. Bless this child with love.

13

2

*mf*

16

*A little faster*  
**mf**

Guide him with un - der - stand - ing. Help him to grow each

16

*A little faster*  
**mf**

19

**mf**

Teach him to look for wis - dom.

day.

19

*rit.*

Teach him to o - bey.

Tempo I

**mp**

Teach this child to know God's com -

22

*rit.*

Tempo I

**mp**

25

*mp*

Teach this child to walk in God's law.

mand-ments.

25

28

*cresc.*

*mf*

Show this child the way. Teach him how to pray. Bless this child with

*cresc.*

*mf*

28

*cresc.*

*mf*